

# IPPC-6152A

15" XGA TFT LCD LED Backlight  
Core™ 2 Quad / Core™ 2 Duo  
Industrial Panel PC with 2 x PCI Slots



## Features

- 15" XGA TFT LCD LED Backlight with touchscreen
- Intel® Core™ 2 Quad CPU (up to 2.8 GHz) / Core™ 2 Duo CPU (up to 3.0 GHz)
- System memory supports dual channel DDR3 SDRAM up to 4GB
- Offers two expansion slots (PCIe riser card optional) for PCI (PCIe) add-on cards
- Dual Gigabit Ethernet with Intel vPro technology
- Supports 2 x 2.5" SATA HDDs and RAID 0/1 compatibility
- Front USB access and system reset function
- Flat-sealed front panel
- Control box with gull-wing design for easy installation and maintenance
- Front panel is IP65 compliant
- Offers one slim type DVD-RW

## Introduction

The IPPC-6152A is an Industrial Panel PC with front USB access, supports the powerful Intel Core 2 Quad/Core 2 Duo, high speed DDR3 memory, two expansion PCI slots and slim type DVD-RW. The processor and chipset combination form the foundation of vPro, Intel's next generation digital office platform, offering remote out-of-band manageability, improved security, and energy efficient performance. Two SATA hard drive interfaces with RAID 0,1 support provides data security. The flat-sealed front panel design also allows easier cleaning and liquid run off. Also the control box has a gull-wing design for easy component installation and maintenance.

## Specifications

### General

- **BIOS** AMI 4 MB Flash BIOS
- **Certifications** UL, CE, FCC, CCC, BSMI
- **Enclosure** Die-cast flat-sealed front with SGCC Housing
- **Dimension (W x H x D)** 449.92 x 315.63 x 142.7 mm (17.71" x 12.43" x 5.62")
- **Mounting** Panel, Rack (option)
- **OS Support** Windows 7, Windows XP
- **Power Input** 100 ~ 240 V<sub>AC</sub> @ 60 ~ 50 Hz, 7 ~ 3.5 A
- **Power Supply** 350 W
- **Weight (Gross)** 13Kg (28.6lbs)

### System Hardware

- **CPU** Supports Socket LGA775 based up to Intel Core 2 Quad 2.8 GHz/Core 2 Duo 3.0 GHz
- **Chipset** Intel Q45 GMCH/ICH10D0
- **Memory** Two DDR3 240pin slots up to 4GB 1066/1333 MHz SDRAM
- **LAN** 10/100/1000 Base-T Ethernet x 2
- **Expansion** 2 x half-length PCI slots installed. (Replaceable with a 1 x two slot PCIEx1 riser accessory)
- **Storage** Supports 2 x 2.5" SATA HDD Interface and Intel Matrix Storage Technology RAID 0/1
- **Optical Driver** 1 x Slim Type DVD-RW
- **I/Os** 2 x RS-232, 1 x RS-232/422/485  
5 x USB 2.0 (one at front)  
2 x PS2 (Keyboard, Mouse)  
1 x VGA Port  
Mic-in, Line-in, Line-out

### LCD Display

- **Backlight Life** 50,000 hrs
- **Contrast Ratio** 700:1
- **Display Size** 15"
- **Display Type** XGA TFT LCD LED Backlight
- **Luminance** 400 cd/m<sup>2</sup>
- **Max. Colors** 16.2M/262K
- **Max. Resolution** 1024 x 768
- **Viewing Angle (H/V°)** 160/140

### Touchscreen

- **Lifespan** 36 million with a silicone rubber of R8 finger, writing rate is by 250g at 2 times/s
- **Light Transmission** > 80%
- **Type** Analog resistive 5-wire

### Environment

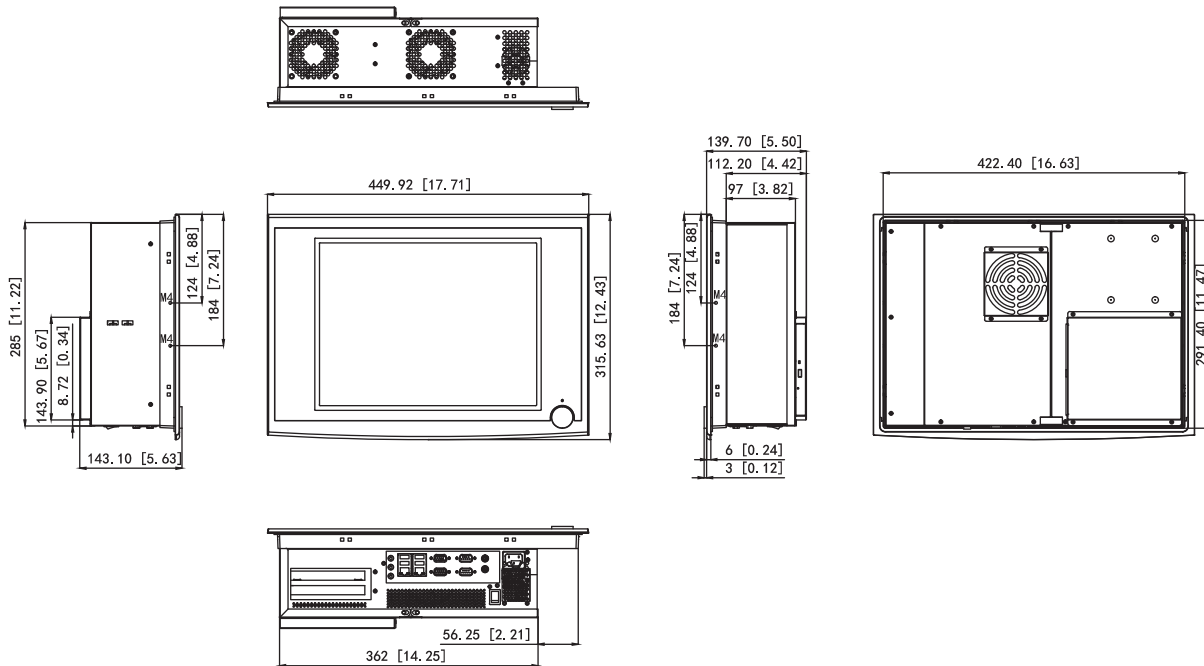
- **Humidity** 5 ~ 85% @ 40°C (non-condensing)
- **Ingress Protection** Front panel: IP65
- **Operating Temperature** 0 ~ 50°C (32 ~ 122°F)
- **Storage Temperature** -20 ~ 60°C (-4 ~ 140°F)
- **Vibration Protection** 5 ~ 500 Hz, 1 Grms random vibration

## Ordering Information

- **IPPC-6152A-R1BE** 15" XGA LED IPPC C2Q,C2D 2PCIs w/ TS

## Dimensions

Unit: mm




**Panel Cut-out Dimensions: 424 x 293 mm**

## Accessories


- **IPPC-6152A-RMKE** IPPC-6152A/IPPC-6152F Rack Mount Kit
- **1702002600** Power Cable US Plug 1.8 M
- **1702002605** Power Cable EU Plug 1.8 M
- **1702031801** Power Cable UK Plug 1.8 M
- **1702031836** Power Cable China/Australia Plug 1.8 M

Note: A PCIe riser card is included in accessory box of IPPC-6152A-R1BE

## Front Accessible USB Port



## I/O View



## CPU List

CPU Type List & Description		
Model Number	Advantech Part Number	Description
Intel Celeron E1400	96MPCL-2.0F8-5K7T	Celeron E1400 2.00GHz/512K/800
Intel Core2 Duo E4300	96MP2DD-18F8-2M7T	Core2 Duo E4300 1.80GHz EM64T Dual Core
Intel Core2 Duo E4400	96MP2DD-20F8-2M7T	Core2 Duo E4400 2.00GHz EM64T Dual Core
Intel Core2 Duo E4700	—	Core2 Duo E4700 2.60GHz EM64T Dual Core
Intel Core2 Duo E6550	—	Core2 Duo E6550 2.33GHz EM64T Dual Core
Intel Core2 Duo E6600	96MP2DD-24FA-4M7T	Core2 Duo E6600 2.40GHz EM64T Dual Core
Intel Core2 Duo E6750	96MP2DD-26FB-4M7T	Core2 Duo E6750 2.66GHz EM64T Dual Core
Intel Core2 Duo E7300	—	Core2 Duo E7300 2.66GHz EM64T Dual Core
Intel Core2 Duo E7400	96MP2DD-28FA-3M7T1	Core2 Duo E7400 2.80GHz EM64T Dual Core
Intel Core2 Duo E8400	96MP2DD-3FB-6M7T1	Core2 Duo E8400 3.00GHz EM64T Dual Core
Intel Core2 Quad Q6600	96MP2QD-24FA-8M7T	Core2 Quad Q6600 2.40GHz EM64T Quad Core
Intel Core2 Quad Q8200	96MP2QD-23FB-4M7T	Core2 Quad Q8200 2.33GHz EM64T Quad Core
Intel Core2 Quad Q9300	—	Core2 Quad Q9300 2.50GHz EM64T Quad Core
Intel Core2 Quad Q9400	96MP2QD-26FB-6M7T	Core2 Quad Q9400 2.66GHz EM64T Quad Core

## Memory List

Memory Type List & Description		
Model Number	Advantech Part Number	Description
Apacer 78.01GC6.AF0	96D3-1G1333NN-AP1	1G DDR3-1333 240PIN 128 x 8 HYX(G)
Apacer 78.A1GC3.421	96D3-2G1066NN-AP	2G DDR3-1066 240PIN 128 x 8 ELP(G)
Apacer 78.A1GC6.AF1	96D3-2G1333NN-AP4	2G DDR3-1333 240PIN 128 x 8 HYX(G)
Transcend TS5KNU28300-1S	96D3-2G1066NN-TR	2G DDR3-1066 240PIN 128 x 8 SAM(G)
Transcend TS5KNU28300-3E	96D3-2G1333NN-TR	2G DDR3-1333 240PIN 128 x 8 ELP(G)
Transcend TS2KNU28100-3E	96D3-1G1333NN-TR	1G DDR3-1333 240PIN 128 x 8 ELP(G)
Transcend TS5KNU28300-3S	96D3-2G1333NN-TR2	2G DDR3-1333 240PIN 128 x 8 SAM(G)
Note: Please use 128 x 8		