

## T3650

Intel®LGA1151 6/7/8/9th Gen  
Full aluminum case fanless IPC



BIS  
Regn.No.  
R-81012564

Conforming to  
BIS Standard  
IS 13252  
(Part-1): 2010

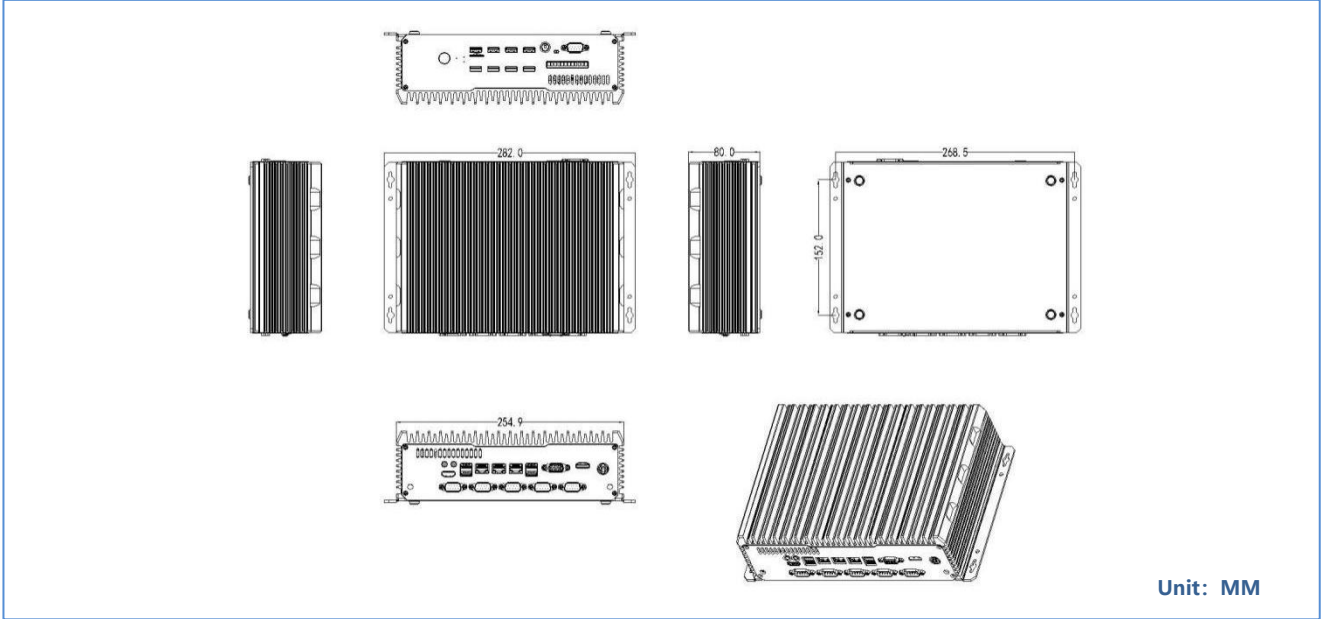
## Features

- Support Intel LGA1151 6th/7th/8th/9th Celeron/ Pentium/Core™ i3/i5/i7 6 Cores TDP35W -T series processor
- 2\*DDR4 SODIMM RAM slot support dual channel 2400/2133MHz memory, up to 32GB
- 2\*HDMI, 1\*VGA triple independent display
- 3\* WGI211AT Gigabit Ethernet
- 6\* DB9 RS232 COM port, COM3~COM6 support RS232/485 switchable, isolated
- 1\*12PIN Phoenix connector, 4-in 4-out, GPIO, switch, 5V
- 8\*USB3.0, 4\*USB2.0
- DC 9~36V wide voltage input
- Fanless cooling, full aluminum case

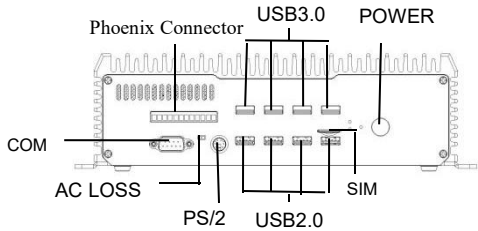
## Specification

Model No.	T3650	
Case	Material/Structure	Full aluminum case fanless cooling
	Color	Bright black
	Dimension	L282*W192*H80mm
	Installation	Desktop/Embedded
Motherboard	CPU	Support Intel LGA1151 6th/7th/8th/9th Celeron/Pentium/Core™ i3/i5/i7 6 Cores TDP 35W -T series processor
	Chipset	Intel B365 Express chipset
	Display	Integrated Intel® HD Graphics, support DirectX12,OpenGL4.5, support 4K display
	RAM	2*DDR4 SODIMM RAM slot, support dual channel 2400/2133MHz memory, up to 32GB
Front I/O	POWER	1* Power switch, 1* Reset switch
	AC LOSS	1*AC LOSS switch (Electric auto power on switch)
	USB	4* USB2.0, 4*USB3.0
	Phoenix Connector	1*12pin, support 4-in 4-out GPIO, switch, 5V
	PS2	1*PS2 port
	COM	1* RS232 COM port, support RS232/RS485 switchable, isolated
	LED	1* Power LED, 1* HDD LED
	SIM	1* SIM slot, 3G/4G module application
Rear I/O	Display Port	1*VGA, 2*HDMI1.4 display output port
	LAN	3* Intel® WGI211AT Gigabit Ethernet, support Wake on LAN、PXE
	USB	4* USB3.0
	COM	5* DB9 RS232 COM port, COM3~COM5 support RS232/485 switchable, isolated
	Audio	1* Line out, 1* MIC port
	Power Connector	1* 4Pin DC power connector, support 9~36V power input
Storage	SATA	1*2.5" SATA HDD expansion
	MSATA	1* MSATA SSD expansion, transmission rate up to 6Gbps
	M.2	1* M.2 slot, support M.2 2280 PCIE x4/SATA auto detect SSD
Expansion	Mini PCIE	1* Mini PCIE slot, support WiFi/4G module
	M.2	1* M.2 slot, support M.2 2230 WiFi module
Software	Microsoft Windows	Windows 10, 64bit (not include OS code)
	Linux	Ubuntu
Power Supply	Watch Dog	Support hardware reset function (L256, 0~255 seconds)
	Power Type	External power adaptor
	Voltage Input	DC 9V~36V wide voltage input
	Consumption	36W~180W
Environment	Working Temp.	-10°C ~ 60°C
	Storage Temp.	-20°C ~ 70°C
	Relative Humidity	5%-95% relative humidity, non-condensing
	Working Vibration	0.5g rms/5-500HZ/random/operating

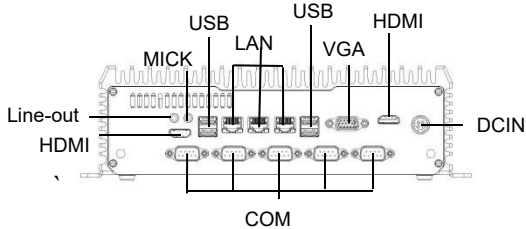
Dimension Drawing



Front I/O View



Rear I/O View



Order Information

No.	Model	Socket	Motherboard	M.2	Memory	Phoenix Connector	LAN	COM	HDMI	VGA	USB2.0	USB3.0	SIM	PS2	power-input
1	T3650	LGA1151	C365	1	2*SODDDR4	1*12PIN	3	6	2	1	4	8	1	1	DC 9V~36V