

KIEN1009

9 Port Unmanaged DIN-Rail Switches



- 1 optional uplink Gigabit SFP port , 2 fast Ethernet fiber/RJ45 optional ports, 6 10/100Base-T(X) ports
- EMC performance reaches industrial level 4
- IP40 protection class
- UL508, Class I Div 2, CE, FCC certificates



Overview

The KIEN1009 series are Kyland ultra low power consumption Green Ethernet series, offering abundant port combinations and supporting 1 optional Gigabit uplink port and 8 Fast Ethernet ports, plug and play. The solid metal housing with IP40 protection class, strong vibration-resistant mounting clip for DIN-Rail installation, wide operating temperature range from -40°C to 85°C, and excellent EMC performance give the switches stable and reliable operating capability in the harsh industrial environments. The KIEN1009 series has been certified by CE, FCC, UL508 and CID2, making them ideal for setting up robust Fast Ethernet connection in the global power, ITS, factory automation, video surveillance and other industrial applications.

Technical Specification

Technical Parameters

Standard

- ▼ IEEE 802.3i (10Base-T)
- ▼ IEEE 802.3u (100Base-TX and 100Base-FX)
- ▼ IEEE 802.3z (1000Base-X)

Switch Properties

MAC Table	8K
Packet Buffer	1Mbit
Packet Forwarding Rate	1.4Mpps
Switching Delay	<10μs

Interface

Gigabit Port	1000Base-X, SFP slot
Fast Ethernet Port	
▼ 100Base-FX, SM/MM, SC/ST/FC connector	
▼ 10/100Base-T(X), RJ45 port	

LED

LEDs on Front Panel

- ▼ Power LED: PWR1, PWR2
- ▼ Interface LED: Link/ACT, Speed (RJ45 port); Link/ACT(fiber port)

Power Requirements

Power Input

- ▼ 24-48VDC
- ▼ 12-24VDC
- ▼ 100-240VAC, 50/60Hz; 110-220VDC

Power Terminal

- ▼ 5-pin 5.08mm-spacing plug-in terminal block (12/24/48VDC)
- ▼ 3-pin 5.08mm-spacing plug-in terminal block (220VAC/DC)

Power Consumption

- ▼ <6.5W (12/24/48VDC)
- ▼ <7.5W (220VAC/DC)

Overload Protection

Support

Reverse Protection

Support

Redundancy Protection

Support (12/24/48VDC)

Physical Characteristics

Housing

Metal

Cooling

Natural convection, fanless

Protection Class

IP40

Dimension

- ▼ 53.6mm×135mm×106.5mm (W×H×D)(12/24/48VDC)
- ▼ 66mm×135mm×106.5mm (W×H×D) (220VAC/DC)

Weight

0.76Kg

Mounting

DIN-Rail or Panel Mounting

Environmental Limits

Operating Temperature

▼ -40°C to +85°C(12/24/48VDC)

▼ -40°C to +75°C(220VAC/DC)

Storage Temperature

-40°C to +85°C

Ambient Relative Humidity

5-95% (non-condensing)

Warranty

MTBF

397000h

Warranty

5 years

Certificates

UL508*, Class I Div 2*, CE, FCC

*: UL certified max operating temperature is 75°C.

Industrial Standards

EMI

▼ FCC CFR47 Part 15,EN55022/CISPR22,Class A

EMS

▼ IEC61000-4-2(ESD) ±8kV (contact), ±15kV (air)

IEC61000-4-3(RS) 10V/m (80MHz-2GHz)

▼ IEC61000-4-4(EFT) Power Port: ±4kV; Data Port: ±2kV

▼ IEC61000-4-5(Surge) Power Port: ±2kV/DM, ±4kV/CM; Data Port: ±2kV

IEC61000-4-6(CS) 10V(150kHz-80MHz)

Machinery

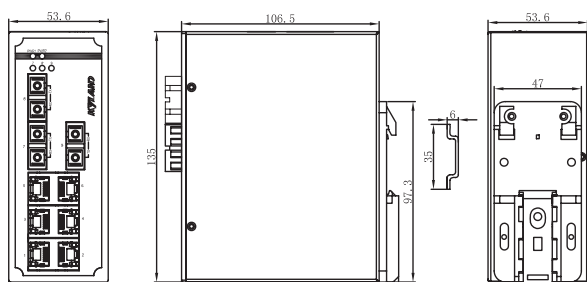
▼ IEC60068-2-6 (Vibration)

▼ IEC60068-2-27 (Shock)

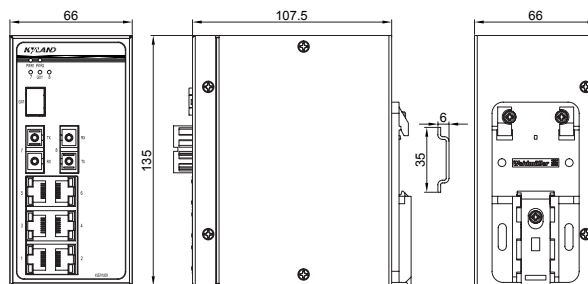
▼ IEC60068-2-32 (Free Fall)

Mechanical Drawing

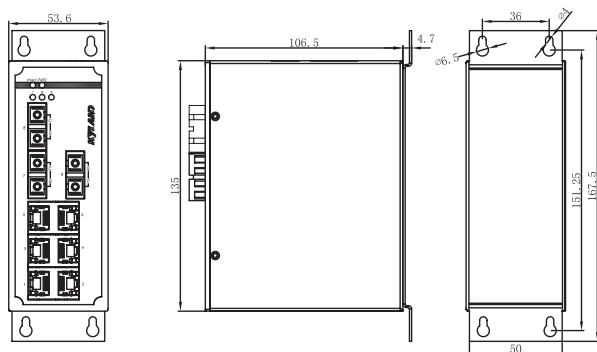
Din Rail Mounting (12/24/48VDC model)



Panel Mounting (12/24/48VDC model)



Din Rail Mounting (220VAC/DC model)



Ordering Information

KIEN1009-Ports-Connector-PS1-PS2

KIEN1009-Ports-Connector-PS1

Ports	
1GX2S6T	1×1000Base-X, SFP slots; 2×100Base-FX, single mode fiber ports; 6×10/100Base-T(X) RJ45 ports
1GX2M6T	1×1000Base-X, SFP slots; 2×100Base-FX, multi mode fiber ports; 6×10/100Base-T(X) RJ45 ports
3S6T	3×100Base-FX, single mode fiber ports; 6×10/100Base-T(X) RJ45 ports
3M6T	3×100Base-FX, multi mode fiber port; 6×10/100Base-T(X) RJ45 ports
2S6T	2×100Base-FX, single mode fiber port; 6×10/100Base-T(X) RJ45 ports
2M6T	2×100Base-FX, multi mode fiber port; 6×10/100Base-T(X) RJ45 ports
1S7T	1×100Base-FX, single mode fiber port; 7×10/100Base-T(X) RJ45 ports
1M7T	1×100Base-FX, multi mode fiber port; 7×10/100Base-T(X) RJ45 ports
8T	8×10/100Base-T(X) RJ45 ports
Connector	
100M fiber port specifications	
SC05	SC connector, multi-mode, 1310nm, 5km
ST05	ST connector, multi-mode, 1310nm, 5km
FC05	FC connector, multi-mode, 1310nm, 5km
SC40	SC connector, single-mode, 1310nm, 40km
ST40	ST connector, single-mode, 1310nm, 40km
FC40	FC connector, single-mode, 1310nm, 40km
SC60	SC connector, single-mode, 1310nm, 60km
SC80	SC connector, single-mode, 1550nm, 80km
None	No 100M fiber port
PS	
L2-L2	24-48VDC, redundant power inputs
L5-L5	12-24VDC, redundant power inputs
HV	100-240VAC, 50/60Hz; 110-220VDC, single power input

Accessories

Accessory Model	Description
Gigabit SFP module	Please refer to the Gigabit SFP module ordering list
DT-BGAZ-02	Panel for panel mounting (12/24/48VDC Model)
DT-BGAZ-14	Panel for panel mounting (220VAC/DC Model)
DT-FCZ-RJ45-01	Dustproof cover for RJ45 port